



Mars Class – Roley’s Ten Day Challenge – Set 2


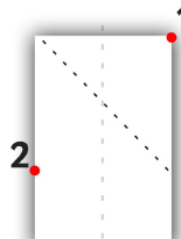
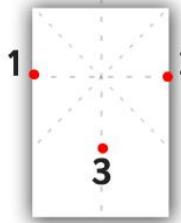
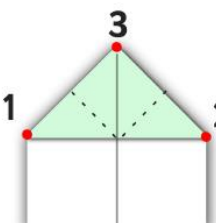
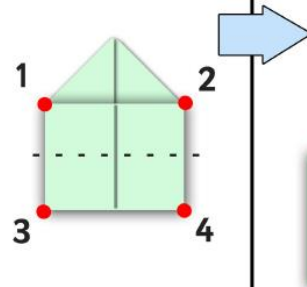
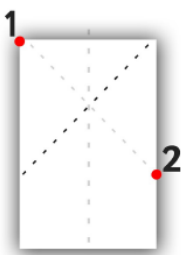
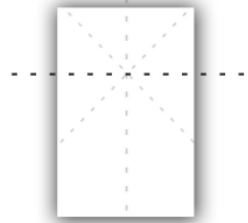
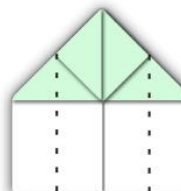
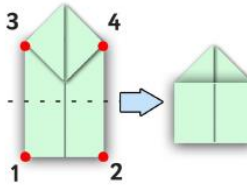
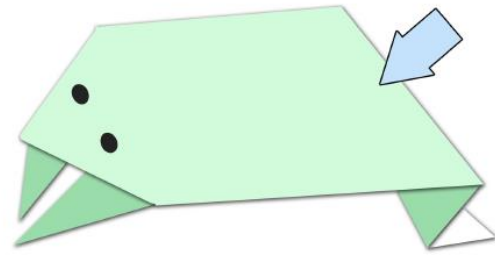
Creativity	Challenge	Curiosity	Caring	Fun
<ul style="list-style-type: none"> Take part in our Term 5 Art Project and make a mobile from recycled materials! Create a drawing or painting of our mascot Roley. Email a photo of your artwork into school. Make garden markers to show which plants are growing where in your outside area. (see attached) 	<ul style="list-style-type: none"> Follow the instructions to make an origami frog! (see attached) Master a new skill - learn to tie your shoe laces, tell the time or ride your bike Create a card game that is based around making number pairs to twenty that can then be played as a family. 	<ul style="list-style-type: none"> Make a tally of the different mini-beasts you find in your garden. Can you draw a pictogram or a bar graph to show what you found? Find your house on 'Google maps'. Search for your house on the street? Can you find Yate, Bristol, Cardiff, and London? Look at photographs of your family members and discuss where they would go on a family tree. Have you met everyone? Is there anyone you could learn about? 	<ul style="list-style-type: none"> Draw your head and arms on a piece of paper, fold it up and send your hug to a friend or family member. Create a bookmark for someone special and read a story to them. Make a poster to remind people how to stay safe during this time. (wash hands/don't touch your face/Keep your distance/stay indoors) 	<ul style="list-style-type: none"> Design a new 'Wake n Shake' routine to a popular song. Teach it to your family. Shape Hunt - How many different 2D and 3D shapes can you see in your home? Try looking out of your window, what shapes can you see in your street? – create a picture of your street using shapes. Look out of a window at home. What can you see? Draw carefully a view from the window.



Hello! Please choose at least two activities from each list to complete. Please bring your work back to school in the folder that you have been given so that you can share it with your class teacher and friends. Email any photos of your learning into school so that we can see what you are getting up to!

Thank you.

CHALLENGE – Make an Origami Frog

 <p>Fold a rectangular sheet of paper in half and open out again.</p>	 <p>Fold point 1 to point 2.</p>	 <p>Hold the paper at points 1 and 2 and bring them down to point 3.</p>	 <p>Fold the uppermost corners at point 1 and 2 to point 3.</p>	 <p>Fold the uppermost corners from points 1 and 2 to points 3 and 4</p>
 <p>Fold point 1 to point 2.</p>	 <p>Fold the paper backwards where the diagonal creases meet in the middle. Crease well and open out again.</p>	 <p>Fold the sides in to the centre line.</p>	 <p>Fold the bottom of the model from points 1 and 2 to point 3 and 4.</p>	 <p>Give your paper frog some eyes and make him jump! Press down on your frog's back as shown.</p>

CREATIVE CHALLENGE – Make Garden Markers

