



## Neptune Class – Roley’s Ten Day Challenge – Set 2

Creativity	Challenge	Curiosity	Caring	Fun
<ul style="list-style-type: none"> <li>• Write an acrostic poem about a springtime word of your own choice.</li> <li>• Create a drawing or painting of our mascot Roley. Email a photo of your artwork into school.</li> <li>• Take part in our Term 5 Art Project and make a mobile from recycled materials!</li> </ul>	<ul style="list-style-type: none"> <li>• Make a miniature book – can you write a tale in less than 200 words? (see attached for ideas)</li> <li>• Become fluent in your Times Tables by playing games (see attached for ideas)</li> <li>• Learn the poem – From A Railway Carriage by RL Stephenson (attached)</li> </ul>	<ul style="list-style-type: none"> <li>• Become a wildlife detective – go on a mini-beast hunt in your own garden and record the results in a table and bar chart.</li> <li>• Complete a Science experiment (see attached for ideas)</li> <li>• Identify and remember 10 European country flags.</li> </ul>	<ul style="list-style-type: none"> <li>• Write a ‘Thank you’ letter to the people working hard to fight the Coronavirus and keep us all safe. Email a photo of your letter to school for us to share on Twitter.</li> <li>• Write ‘a week in the life of....’ – see attached for ideas. Share your thoughts and feelings with other.</li> <li>• Make a bug hotel for the mini beasts in your garden</li> </ul>	<ul style="list-style-type: none"> <li>• Map a paper rabbit (see attached)</li> <li>• Sketch the view from your bedroom window.</li> <li>• Design a Superhero (See attached for ideas)</li> </ul>



Hello! Please choose at least two activities from each list to complete. Please bring your work back to school in the folder that you have been given so that you can share it with your class teacher and friends. Email any photos of your learning into school so that we can see what you are getting up to! Thank you.



## CHALLENGE – Become fluent at your Times Tables

Neptune Class, it is really important that you continue to practise your times tables facts, not just through TT Rockstars, but every opportunity you get! When the time comes for us to be together again, your fantastic times tables facts that you have worked hard to learn will help to make you super confident in our maths lessons! Here are some games to get you started!

### FIZZ BUZZ

Choose 'fizz' for multiples of a number (say 3) and 'buzz' for multiples of another number (say 5). Starting at 1 take it on turns to say the next number. However, if a multiple of 3 or 5 is reached the player must say 'fizz' or 'buzz' instead of the number.

Like this: one, two, fizz, four, buzz, fizz, seven, eight, buzz, fizz etc.

### TIMES TABLE CORNERS

Label different areas/corners of your garden with 2s, 5s, 10s. Shout out a number. If the number is a multiple of 2, 5 or 10 you must go the matching area.

You can try different variations of times tables for each corner as your confidence grows!

Have fun!

Mrs J



### FASTEST TIMES TABLE FACTS

Choose a times table to focus on and have a competition to see who can write down the times tables facts the fastest. You can decide whether to write the facts down in a full number sentence ( $1 \times 2 = 2$ ,  $2 \times 2 = 4$  etc) or just the numbers (2,4,6 etc)

### TIMES TABLE TENNIS

Choose a times table to focus on. Take it in turns to say the next number in the times table sequence. You could pretend to serve and pass a tennis ball between you or use a real tennis ball in your garden!

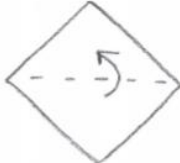

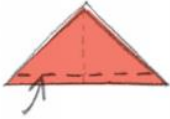
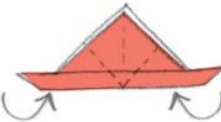


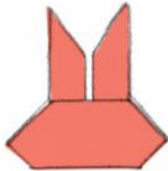



# FUN CHALLENGE – Make a Paper Rabbit

## PAPER RABBIT

WHAT YOU NEED  
SQUARE OF PAPER (15x15cm  
IS A 600D SIZE)  
FELT-TIP PEN TO MAKE THE  
BUNNY FACE!



- 
1. FOLD YOUR PAPER IN HALF DIAGONALLY TO CREATE A TRIANGLE.
- 
2. FOLD AND UNFOLD THE TRIANGLE TO MAKE A CREASE.
- 
3. FOLD UP THE BASE APPROX. 1cm.
- 
4. FOLD UP BOTH SIDES DIAGONALLY FROM THE BOTTOM CENTRE.
- 
- TO MAKE THIS SHAPE.
- 
6. FLIP THE SHAPE OVER AND FOLD THE CENTRAL PART OF THE TOP BACK.
- 
7. YOU SHOULD NOW HAVE A BUNNY-SHAPED FACE.
- 
8. DRAW ON YOUR BUNNY FACE!



## CARING CHALLENGE – A week in the life of....

There are lots of ways to make a diary. Below is one link to give you an idea.

[https://s3-eu-west-1.amazonaws.com/laurence-king/wp-content/uploads/2018/08/25185043/zine\\_2.pdf](https://s3-eu-west-1.amazonaws.com/laurence-king/wp-content/uploads/2018/08/25185043/zine_2.pdf)

## CURIOSITY CHALLENGE – Carry out a Science Experiment

Below are some ideas of experiments to carry out in the home. You might think of your own.

<http://www.sciencefun.org/kidszone/experiments/>



## Fun Challenge: Create your own Superhero

**CREATE YOUR OWN**

**SUPERHERO**

**GASP!** **THRILL!**

MY SUPERHERO'S POWERS ARE...	MY SUPERHERO'S WEAKNESS IS...	MY SUPERHERO'S NAME IS

→ →

MY SUPERHERO LIVES IN THE CITY OF...	
--------------------------------------	--

↓ ↓

MY SUPERHERO LOOKS LIKE THIS...	
---------------------------------	--

Challenge: learn to recite this poem






From A Railway Carriage by Robert Louis Stevenson






Faster than fairies, faster than witches,  
Bridges and houses, hedges and ditches;  
And charging along like troops in a battle  
All through the meadows the horses and cattle:  
All of the sights of the hill and the plain  
Fly as thick as driving rain;  
And ever again, in the wink of an eye,  
Painted stations whistle by.  
Here is a child who clambers and scrambles,  
All by himself and gathering brambles;  
Here is a tramp who stands and gazes;  
And here is the green for stringing the daisies!  
Here is a cart runaway in the road  
Lumping along with man and load;  
And here is a mill, and there is a river:  
Each a glimpse and gone forever!





# CHALLENGE – Make a miniature book

	<p>My Miniature Fairytale by _____</p>		<p>Once upon a time</p> <p>_____</p> <p>_____</p> <p>_____</p> <p>_____</p>		<p>_____</p> <p>_____</p> <p>_____</p> <p>_____</p> <p>_____</p>		<p>_____</p> <p>_____</p> <p>_____</p> <p>_____</p> <p>_____</p>		<p>Glue to underside of next page</p>
---	--	---	---	--	--	---	--	---	---

<p>_____</p> <p>_____</p> <p>_____</p> <p>_____</p> <p>_____</p>		<p>_____</p> <p>_____</p> <p>_____</p> <p>_____</p> <p>_____</p>		<p>_____</p> <p>_____</p> <p>_____</p> <p>_____</p> <p>_____</p>		<p>_____</p> <p>_____</p> <p>_____</p> <p>_____</p> <p>_____</p>		
--	---	--	---	--	---	--	---	---

My Miniature Adventure: Write an adventure story,  
setting it in an interesting location.

	<p>MY MINIATURE ADVENTURE by _____</p>		<p>A little boy set off on a journey to</p> <p>_____</p> <p>_____</p> <p>_____</p> <p>_____</p>		<p>_____</p> <p>_____</p> <p>_____</p> <p>_____</p> <p>_____</p>		<p>_____</p> <p>_____</p> <p>_____</p> <p>_____</p> <p>_____</p>		<p>Glue to underside of next page</p>
--	--	--	---	---	--	--	--	--	---

<p>_____</p> <p>_____</p> <p>_____</p> <p>_____</p> <p>_____</p>		<p>_____</p> <p>_____</p> <p>_____</p> <p>_____</p> <p>_____</p>		<p>_____</p> <p>_____</p> <p>_____</p> <p>_____</p> <p>_____</p>		<p>_____</p> <p>_____</p> <p>_____</p> <p>_____</p> <p>_____</p>	<p>_____</p> <p>_____</p> <p>_____</p> <p>_____</p> <p>_____</p>	
--	---	--	--	--	---	--	--	---