






Whole School Roley's Ten Day Challenge


Creativity	Challenge	Curiosity	Caring	Fun
<p>Take part in our Term 6 Art Project and challenge yourself to make something exciting and inventive using a paper plate! (see letter for more details)</p> <p>Make a Pom-Pom See below. Can you make your pom-pom into an animal? Could you make a pom-pom bee for our school mental health display?</p> <p>Art is great for relaxation and supporting strong mental health. Have a good at some Mindfulness colouring – see below.</p>	<p>An activity book has been posted through your door. This will provide challenges until the end of the term.</p>	<p>Try a Science Experiment – Make a Lego Balloon Car. See below</p> <p>Write and send a question to your class teacher(s) for next year. What would you really like to know about the classroom, the timetable, the routines, the rules for your new class? Your class teacher will collect all of the questions together and send a letter back to the whole class. Email your questions to the school email address and put your new teacher's name in the title.</p>	<p>Make an Origami Bee https://tratatuha.com/origami-bee.html</p> <p>On the back of your bee write a positive affirmation about yourself. For example: I am kind, I am caring, I am strong, I am patient. Can you make a bee for a friend? What positive message will you send them?</p>  <p>Paint a Pebble Pebble painting Task: paint, draw and inscribe a pebble with an intricate design.</p> 	<p>Roll and Write! See below</p> <p>How many words can you make from the letters in Roley's Ten Day Challenge Send your completed lists into school and we will announce our winner on <u>3rd July</u>.</p> <p>Legography. Have a go at Legography and take a photo of a Lego Minifigure in a natural environment. Make sure to choose and dress your minifigure to match his/her surroundings!</p> 




It has been a long time now since we have seen each other.

These Roley's Challenges will help us all to think of a time when we are all back together. They will also help to support strong mental health. Give them a try.

*Bee
Friendly*



*Bee
Amazing*





Fun

Roll and Write Roll a die and determine which item under each category goes into your story. Then start writing or telling your story. You can also make your own lists of who, where, what and when!

Who's involved?

1. A bus driver and a stranger
2. An acrobat and their mother
3. A university professor and a child
4. An inventor and a cleaner
5. A film star and one of their fans
6. A bank assistant and a fortune teller

What happened?

1. A misunderstanding
2. Something important fell down the drain
3. An explosion
4. A bad hair day
5. A snowstorm
6. A murder

Where did it happen?

1. Halfway up the Eiffel Tower (in Paris)
2. In a shopping centre
3. At the top of a skyscraper
4. During a loud concert
5. On an aeroplane
6. On safari

When did it happen?

1. In the middle of the night
2. In the 1920s
3. In the year 2050
4. At the crack of dawn
5. During a nap
6. As the post arrived

Plan and write your story here:

Curiosity

LEGO BALLOON POWERED CAR



YOU WILL NEED:

- Basic LEGO bricks
- LEGO Wheels
- Balloon
- Tape Measure

BUILD A LEGO BALLOON CAR

Check out what the balloon is stuck through to hold it in place. It's called a 1x2 flat with a handle. You can easily build something else that will work if you cannot find this piece!



Measure how far your Lego balloon car has travelled? Can you improve your design to make it travel even further?



Make pompoms using wool.
You could use this for decoration
or add eyes to make an animal

